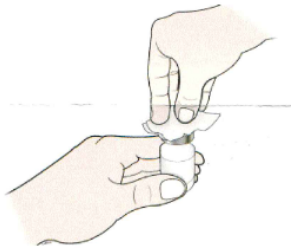


HOW TO INJECT SUBCUTANEOUSLY



ROYAL
MEDICAL CENTER
Hormone Therapy

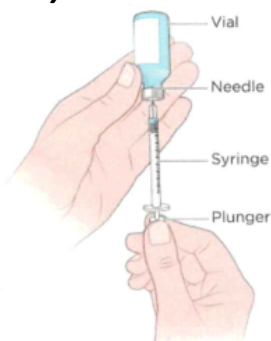
1. Remove the vial from the refrigerator.
2. Clean the top of the bacteriostatic water vial and medication vial with an alcohol swab.



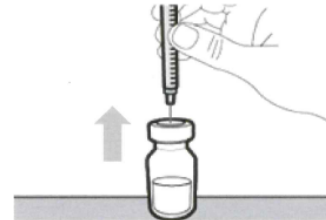
3. Remove the smaller syringe from the packaging.
4. Slide the cover off of the needle and insert the needle into the vial at a 90-degree angle.



5. Flip the syringe and vial upside down and pull back on the syringe until you have drawn up your dose (Note: 1 ml = 100 units)



6. Flip the vial right side up and withdraw the needle from the vial.



7. Tap the syringe to bring any air bubble to the top.



8. Push the plunger up to expel the air until you see a tiny drop of the medication come out.



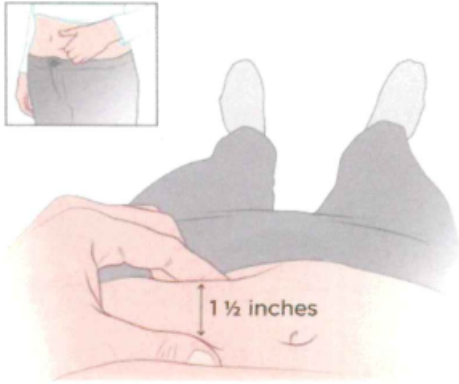
9. Locate your injection site.



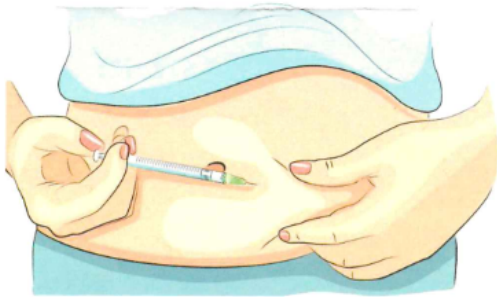
FRONT



10. Take a pinch of skin between your thumb and index finger and hold it.



11. Inject the needle into the pinched skin at a 45-degree angle and inject slowly.



12. Remove and dispose the needle properly in a sharps container.



14. Store the vial in the refrigerator after mixing.

If you have any questions,
please contact us at
844-965-0305.